

Pay Information ▲

Latest Pay Stub: [06/15/2020](#) [All Pay Stubs](#) [Direct Deposit Information](#) [Deductions History](#)

Earnings ▼

Benefits ▼

Taxes ▼

Job Summary ▼

Emp

6. Select

Taxes ▲

Federal [Income Tax for U.S. Citizens](#) [W-4 Employee's Withholding Allowance Certificate](#) [W-2 Wage and Tax Statement](#)

Filing Status: Single [Electronic Regulatory Consent](#) [W-2c Corrected Wage and Tax Statement](#)

Status: Active

Number of Allowances: 2 [1095-C Employer Provided Health Insurance Offer and Coverage Statement](#)

Address

New York State Tax

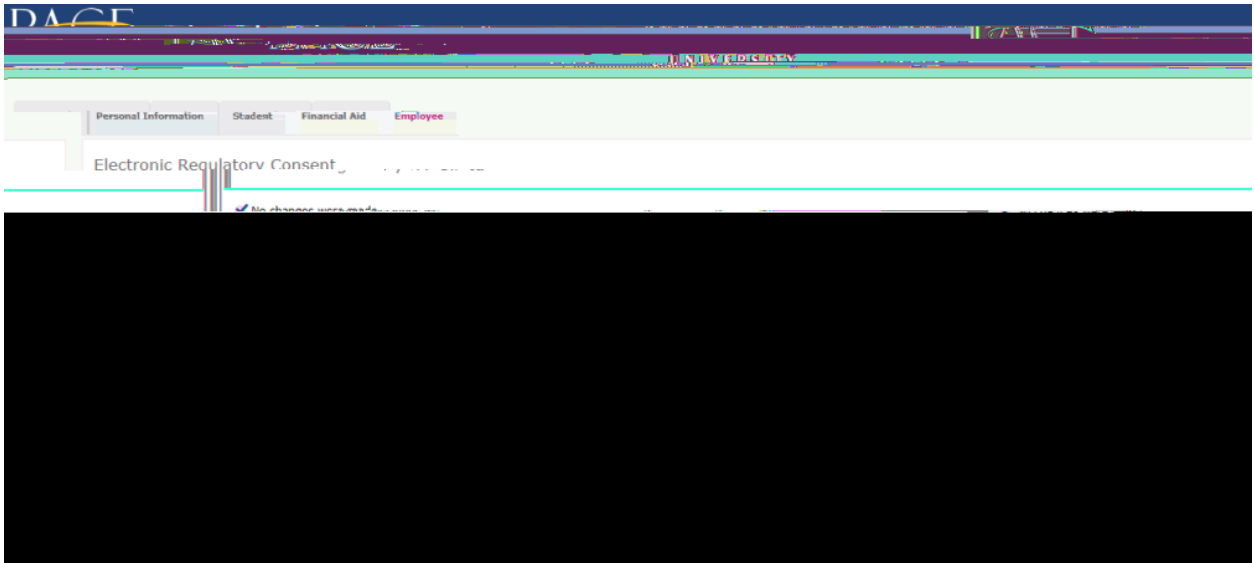
Filing Status: Single

Status: Active

Exempt: 0


Additional Withholding:

7. Review the Electronic Regulatory Consent Information, check the box next to and select .



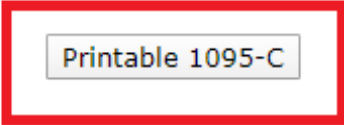
8. After selecting [Employee](#), you will see your 1095-C.

9. Select the [Display](#) button to display



After selecting “Display,” you will see your 1095-C.

10. To print the 1095-C select the [Print](#) button



option at the bottom of the page.

For best results, change your page setup to landscape before printing